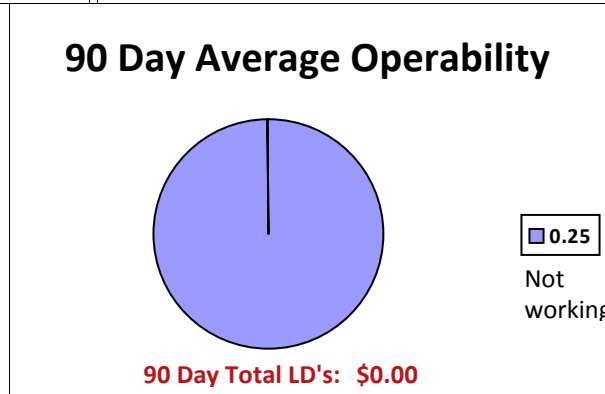
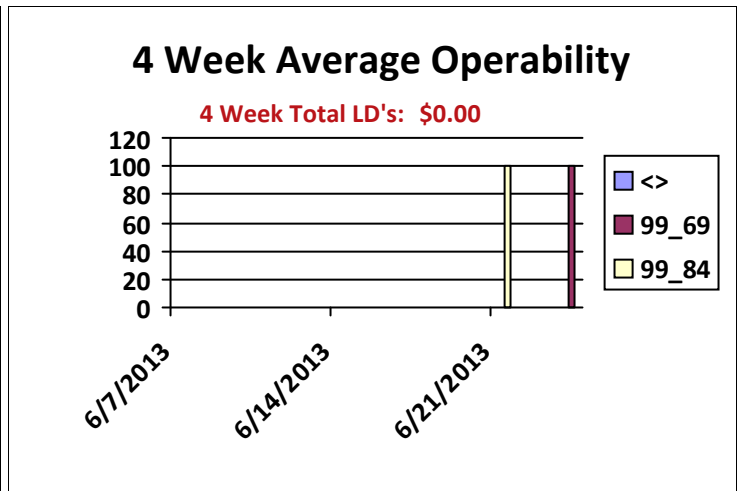
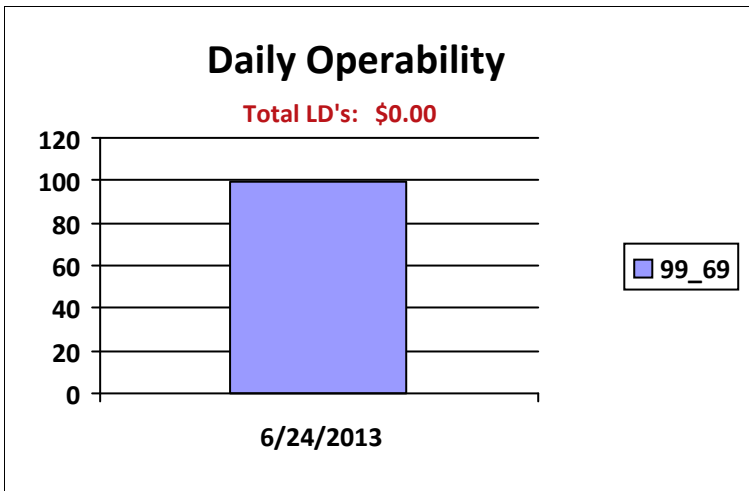


							1
2	3	4	5	6	7		8
9	10	11	12	13	14		15
16	17	18	19	20	21		22
23	24	25	26	27	28		29
30							

Executive Dashboard

Multi Space Meter Operability Analysis

Daily Operability		4 Week Average Operability		90 Day Overall Operability
Date	Operable	Week	Operable	
6/24/2013	99.69	6/7/2013		<p>Working: 99.75 %</p> <p>Not Working: 0.25 %</p>
		6/24/2013	99.69	
		6/21/2013	99.84	
		6/14/2013		



Contract Baseline Required: 99 Operable
Total District Multi Space Parking Meters 642

Contract Rules Applied to Meter Operability Analysis:

- includes CALL CENTER and DDOT reported problems that were transmitted to ACS
- excludes all Graffiti tickets as these do not affect operability / excludes duplicate CALLS
- excludes service requests that resulted in meter found operable (no repairs required)
- total meter inventory is based on the CURRENT meter inventory at the time of the report
- non-operable (non-working) meter count excludes duplicate service calls on the same day
- includes working District business days (Monday thru Friday) and excludes holidays

Contract Reference

- Appendix J.3.11
- C.3.3.8
- H.12
- H.12.4.2
- H.12.5.2