

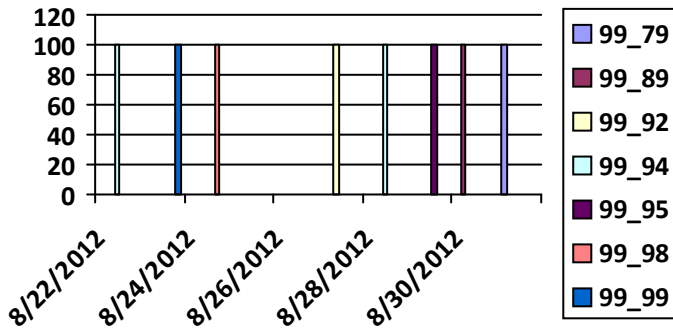
				1	2	3	4
5	6	7	8	9	10	11	12
13	14	15	16	17	18	19	20
21	22	23	24	25	26	27	28
29	30	31					

Executive Dashboard

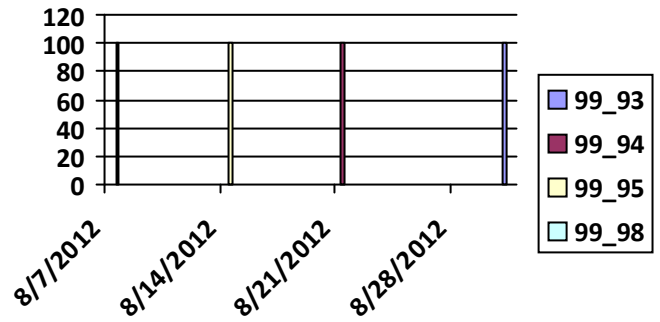
## Single Space Meter Operability Analysis

Daily Operability		4 Week Average Operability		90 Day Overall Operability
Date	Operable	Week	Operable	
8/22/2012	99.94	8/7/2012	99.98	<p><b>Working: 99.95 %</b></p> <p><b>Not Working: 0.05 %</b></p>
8/23/2012	99.99	8/31/2012	99.93	
8/24/2012	99.98	8/21/2012	99.94	
8/27/2012	99.92	8/14/2012	99.95	
8/28/2012	99.94			
8/29/2012	99.95			
8/30/2012	99.89			
8/31/2012	99.79			

Daily Operability



4 Week Average



Contract Baseline Required: 97 Operable

Total District Single Space Parking Meters 15554

Contract Rules Applied to Meter Operability Analysis:

- includes CALL CENTER and DDOT reported problems that were transmitted to ACS
- excludes all Graffiti tickets as these do not affect operability / excludes duplicate CALLS
- excludes service requests that resulted in meter found operable (no repairs required)
- total meter inventory is based on the CURRENT meter inventory at the time of the report
- non-operable (non-working) meter count excludes duplicate service calls on the same day
- includes working District business days (Monday thru Friday) and excludes holidays

Contract Reference

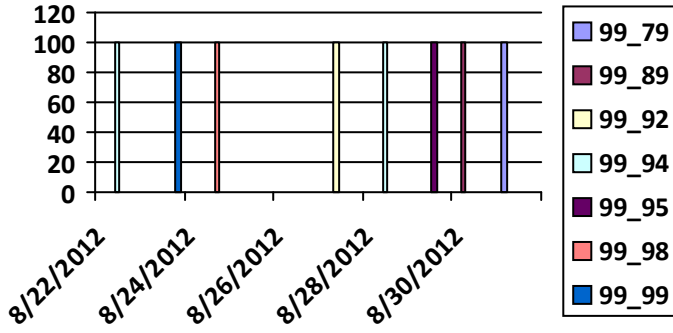
- Appendix J.3.11
- C.3.3.8
- H.12
- H.12.4.2
- H.12.5.2

				1	2	3	4
5	6	7	8	9	10	11	11
12	13	14	15	16	17	18	18
19	20	21	22	23	24	25	25
26	27	28	29	30	31		

**Executive Dashboard**

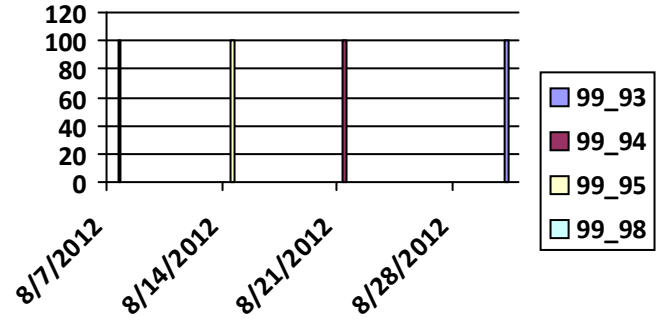
**Daily Operability**

Total LD's: \$0.00

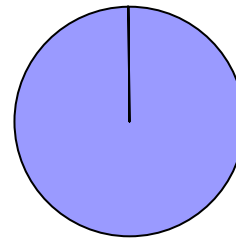


**4 Week Average Operability**

4 Week Total LD's: \$0.00



**90 Day Average Operability**



0.05  
Not working

90 Day Total LD's: \$0.00

**Contract Baseline Required: 97 Operable**  
**Total District Single Space Parking Meters 15554**

Contract Rules Applied to Meter Operability Analysis:

- includes CALL CENTER and DDOT reported problems that were transmitted to ACS
- excludes all Graffiti tickets as these do not affect operability / excludes duplicate CALLS
- excludes service requests that resulted in meter found operable (no repairs required)
- total meter inventory is based on the CURRENT meter inventory at the time of the report
- non-operable (non-working) meter count excludes duplicate service calls on the same day
- includes working District business days (Monday thru Friday) and excludes holidays

Contract Reference

- Appendix J.3.11
- C.3.3.8
- H.12
- H.12.4.2
- H.12.5.2